



IAHS

DIGITAL WATER GLOBE HOW TO USE THE DWG

A tool for networking knowledge in hydrology



EXPLORE THE DWG

The Digital Water Globe (DWG) will help you with scientific outreach and finding relevant research results, data, peers and references globally.

The tool is completely open for everybody to explore, search, find and access information - via the link dwg.smhi.se you will land on this page:



From this page you will be able to view:

- Case Studies
- Data Time Series
- Personal Profiles
- Scientific Publications.

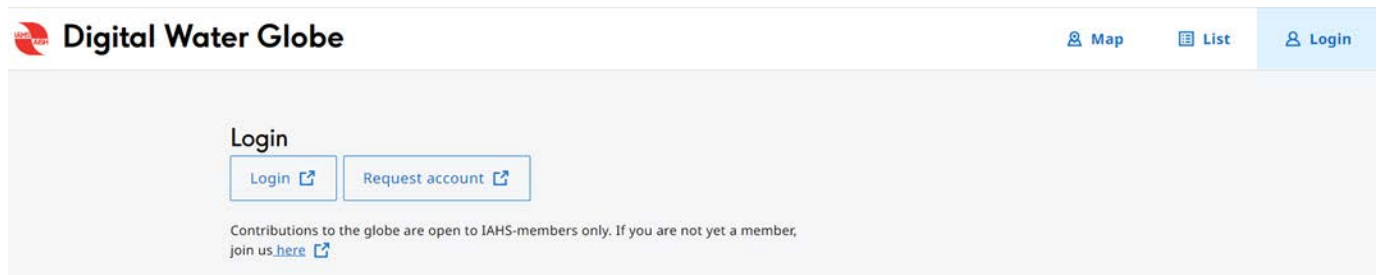
You can zoom in the map from keyboard/mouse or the +/- symbols, select which kind of items to view by clicking the legend, and filter by selecting keywords listed under this icon (upper left corner of the map):



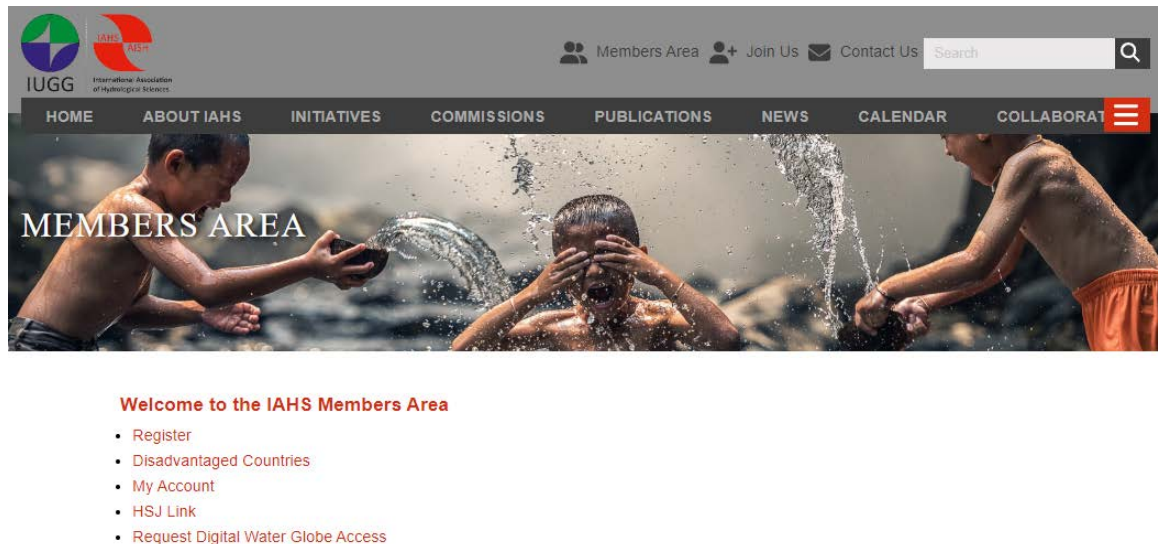
Besides the map, all content is also available in lists per item with title and contributor (see Tabs in the header to the left).

CONTRIBUTE TO THE DWG

To become a contributor, you need to login to the Digital Water Globe by clicking on Login in the right upper corner, which will take you to this page.



To contribute for the first time you will need to login to the [IAHS Members Area](#)



Then request access via the [Request Digital Water Globe Access](#).



Request login to the Digital Water Globe

First Name

Surname

Email Address

Phone Number

Organisation

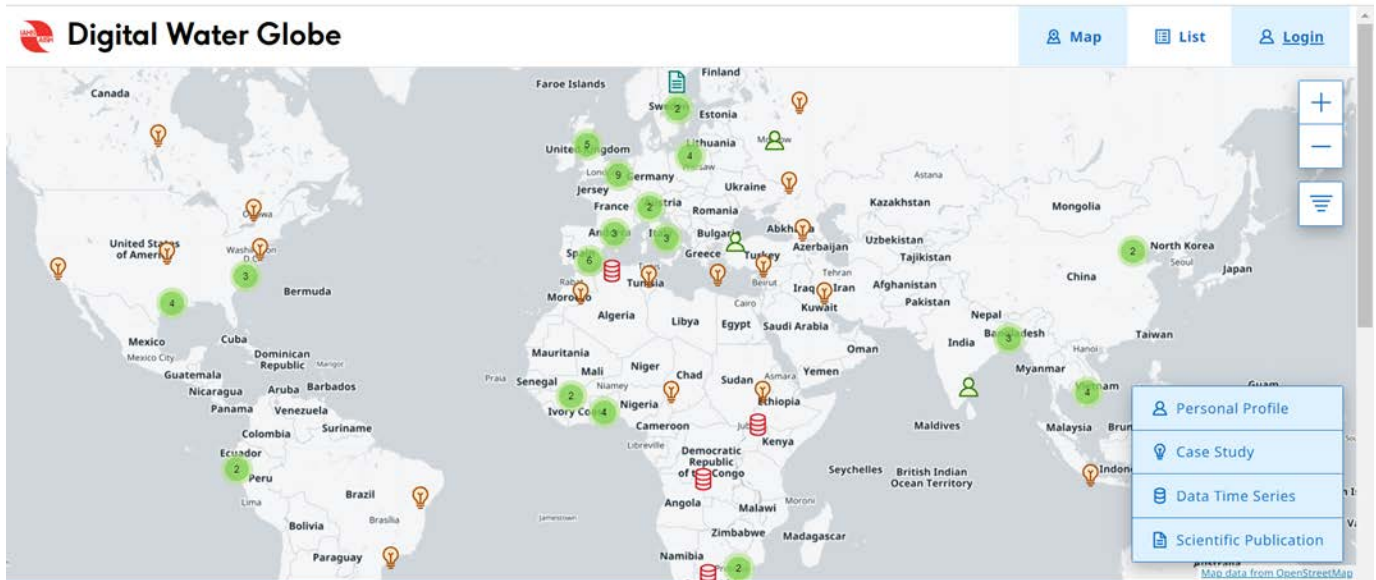
Country

I consent to my information being passed to the SMHI administration team, and for it to be used for the purposes of approving my application.

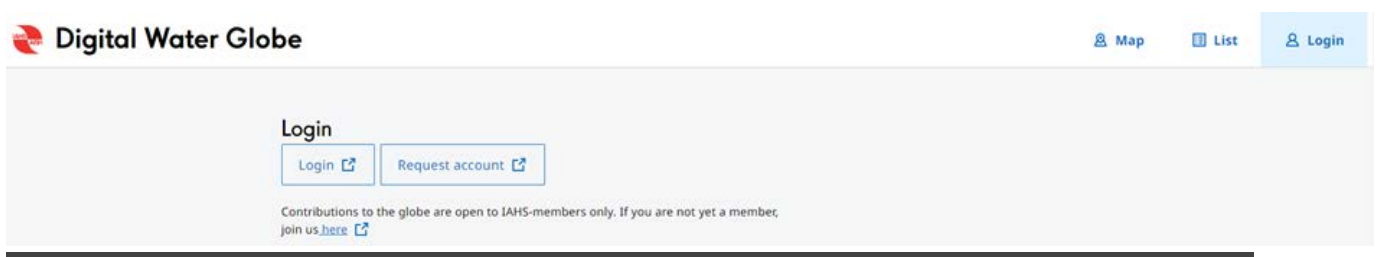
[back to top](#)

Once your request to access the DWG has been accepted by the host of SMHI and your username and password have been emailed back to you, you can log in!

In order to upload your information to the DWG, click on Login at the top right corner.



You will then see this page where you can click on Login.



This page will appear and here you should enter your username and password details, as received from SMHI, and click on Sign In.



Now you are a Contributor and able to upload your information to the Digital Water Globe. When signed in as a Contributor, you will be able to see and manage all your uploaded items in Draft, Review or Published. To upload an item, click on either Case Study, Personal Profile, Data Time Series, or Scientific Publication.



When uploading, there will be boxes to fill in with limited numbers of characters. Please read and follow the instructions below each box carefully.

GUIDES FOR UPLOADING FUNCTIONS OF EACH ITEM

Here you will find direct links to the guides on how to upload and share information on the DWG: ([DWG User Guides](#))

- [Case Studies](#)
- [Data Time Series](#)
- [Personal profile](#)
- [Scientific Publications.](#)